



**Congratulations and thank you for purchasing a DVK Technologies pedal. We hope your new acquisition brings you many hours of enjoyment and use in the way it was intended – to make music!**

### **A LITTLE HISTORY:**

DVK Technologies was conceived and brought to reality largely to satisfy our own longings for certain sounds that were always available but never inexpensively or in a compact and functional form. This is why we concentrate on producing dual function pedals that give you a myriad of useful and fun (very important!) sounds that we hope will assist you in your creation of great music. The combination of these sounds and their accessible features on our pedals was also very important in the design process. We want to give you maximum control and flexibility while maintaining a small footprint so you still have plenty of room on those ever expanding pedal boards for your other toys (or more of ours!) The circuits are our own (based on several traditional circuits) and were designed from the ground up by 'The Doc.' As we've had to pack a lot into the cases there is no room for a battery but this also keeps all DVK Technology pedals a little greener; we don't want the landfills to be any fuller of little lead deposits than they already are.

**THE GOLDTOP** is a dual function pedal featuring our take on a classic fuzz and vibe. The circuits can be engaged separately or used together for some great modulated fuzz tones. Additionally, we have provided a toggle switch that lets you change the stacking order of these effects – fuzz before vibe or visa versa. Some people prefer their fuzz before their vibe and others prefer it after so we thought we might as well give you the option to use whatever configuration you prefer.

Our fuzz is loosely based on a 'Big M' type. However, we have tweaked it to our preference to offer you a wider tonal pallet. It can be manipulated to give scooped tones and with the help of the 'Shape' knob you'll be able to dial in more mids which will help your leads cut through the stage mix. Of course, the amount of fuzz it generates will depend largely on the pickups in your guitar. For instance, low output single coil pickups will yield less fuzz than high-output humbuckers.

Our vibe side has its roots based in the classic vibes of yore but we have modified the original considerably to enable it to be rate controlled via an expression pedal (another DVK bonus!) and also to fit it into the same case as our great fuzz, thereby offering you a highly useful combination in a small package. It wasn't easy and the months long process of perfecting the circuit nearly cost The Doc his sanity. In fact we think it did! He's crazy man, crazy... The vibe in the GoldTop has been specifically voiced for the GoldTop. You may be aware of the GoldTop's sister pedal, The SilverTop. The SilverTop's vibe has been specifically voiced for it, as well. While similar, both have been optimized to compliment their respective distortion circuits.

Because The GoldTop features two circuits (fuzz and vibe) you can combine the two, in any order, at your whim. Doing so will avail you a huge array of sonic possibilities that stretches from Woodstock to Wollongong (Google it). You've just got to experiment and have fun!

### **CONTROLS**

**Rate:** The Rate knob controls the rate/speed of the modulation in the vibe/chorus circuit. Turning it clockwise will make the rate faster.

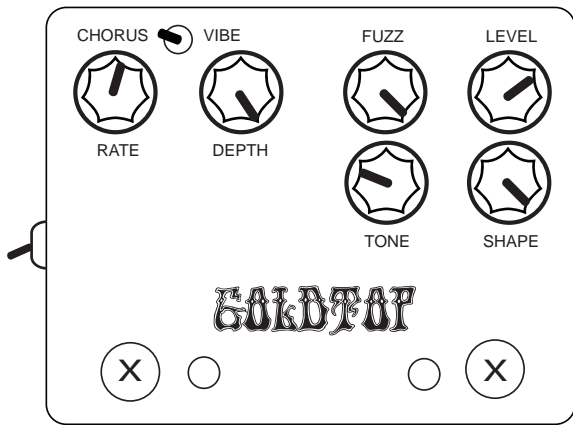
**Depth:** The Depth knob lets you dial in the amount or 'depth' of the vibe/chorus effect. Rotating this knob further clockwise will make your effect sound thicker or more pronounced.

**Chorus/Vibe toggle:** This switch lets you choose between the chorus or vibe effects. Be aware that we aren't talking about the chorus sound you may be thinking of; this one has more to do with swishy psychedelia than 80's pop hits. ;)

**Level:** The Level knob controls the overall output of the fuzz circuit only.

**Tone:** The Tone knob lets you wind more top end into your signal.

**Shape:** The Shape knob lets you manipulate the mid range. You can use this knob to effectively 'scoop' your tone, giving it a heavy bottom and top EQ accent, or wind it the other way to bring some more mid-range frequencies into your tone. More mids in your tone may help you cut through the stage mix a little better; the 'scooped' tones will give that 'stoner' sound. So experiment. After all, that's what it's there for.

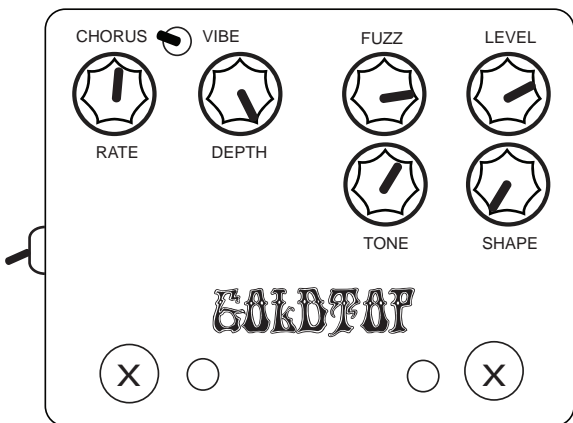
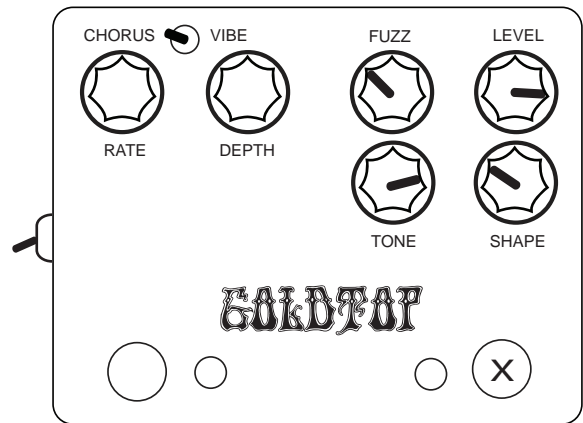


## STONED HALLS

This setting will give you a dark, hairy and swirling wall of sound. Use to incite menace.

## FUNCH

Start with these settings for some crossover fuzz/distortion sounds – great for rhythm slamming. Bring your choice of modulation from the Vibe side for the long chords and have some fun. Don't forget the expression pedal!



## BURG LEAD TONE

Particularly effective with a single coil equipped axe, this is a great place to start your quest for some singing solo tones. It has plenty of mids and plenty of sustained goodness. Bring the Vibe in for some swishy fun.

## TIGHT AND NASTY

Lowering the Fuzz element and upping the tone will make for a tight, pointed tone perfect for a slamming right arm technique. Vibe as needed.

