



**Congratulations and thank you for purchasing a DVK Technologies pedal. We hope your new acquisition brings you many hours of enjoyment and use in the way it was intended – to make music!**

### A LITTLE HISTORY:

DVK Technologies was conceived and brought to reality largely to satisfy our own longings for certain sounds that were always available but never inexpensively or in a compact and functional form. This is why we concentrate on producing dual function pedals that give you a myriad of useful and fun (very important!) sounds that we hope will assist you in your creation of great music. The combination of these sounds and their accessible features on our pedals was also very important in the design process. We want to give you maximum control and flexibility while maintaining a small footprint so you still have plenty of room on those ever expanding pedal boards for your other toys (or more of ours!) The circuits are our own (based on several traditional circuits) and were designed from the ground up by 'The Doc.' As we've had to pack a lot into the cases there is no room for a battery but this also keeps all DVK Technology pedals a little greener; we don't want the landfills to be any fuller of little lead deposits than they already are.

**THE HAIRBALL** is a dual function pedal featuring a overdrive and a booster.

Angry and aggressive all in one! The Hairball truly takes the concept of Overdrive & Boost as a combination to near insane levels. The drive is quite high in gain with a custom voiced tone circuit. It also cleans up nicely and responds well to your picking style and guitar volume setting. The boost is where things get a little crazy. Massive level increase is possible & you can select Full Range or Treble Boost to suit your taste. The Hairball – dedicated to gagging cats everywhere! The Booster has a Full Range/Treble toggle so you can focus its frequency at upper mids to help you cut through the mix. The Boost can be used on its own or stacked into the Overdrive circuit. Stacking it with the Overdrive will give you more drive. The Booster is also handy if you're using an amp on the verge of breakup. In this case it will help to drive your amp even harder resulting in a full-on crunch - depending on how much Boost you have dialed in. (Up to 28dB). The Overdrive is based on a tried and true 'TS' type circuit although The Doc has tweaked the tone stack considerably to give it a unique sound. Its focus is at the midrange and treble end of the frequency sweep, designed to help you cut through the mix. There should be plenty of gain and volume on tap and the extra kick from the Boost will take you into singing lead territory.

### CONTROLS:

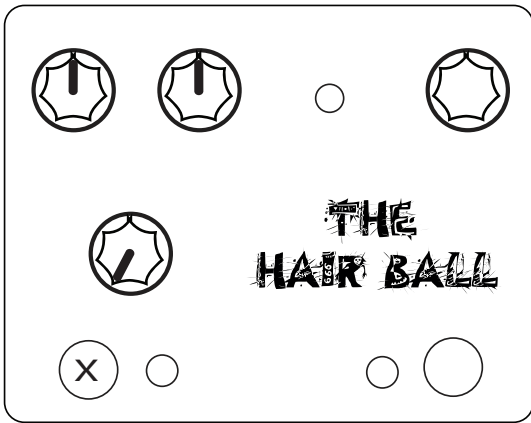
**Level (Boost side):** Controls the amount of extra clean boost (from 0 to around 28dB).

**Treble Boost / Full Range Toggle:** Lets you toggle between two different frequency ranges. Choose Full Range if you want your original signal to remain intact but louder overall; Treble Boost if you want to roll off some bass and focus on upper midrange.

**Level (Overdrive):** Controls the overall volume of the Overdrive circuit.

**Timbre:** Controls the amount of gain or distortion in the Overdrive circuit. Also has some effect on the overall tone in conjunction with the Tone control.

**Tone:** Controls the overall tone of the Overdrive circuit. Wind it clockwise for a brighter sound. Please note that the Hairball's circuit is such that the Tone is 'flat' when turned fully anti-clockwise. Turning it clockwise will increase treble.



## Straight Grind (H/B guitars)

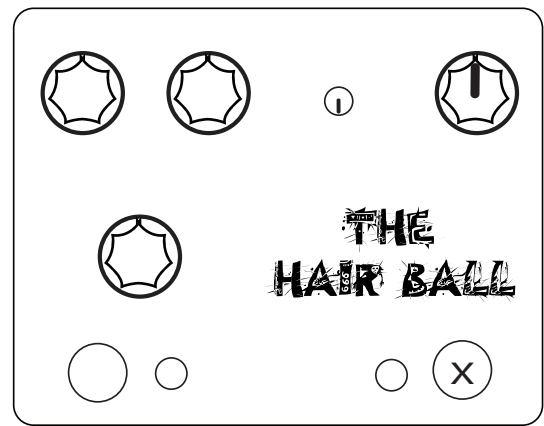
This is a simple, raw, straight up rock setting that we voiced with an SG running to a Bassman. Easy, powerful and everything that rock should be - loud!

If you want more grind, kick in the Boost and let rip. Lovely. :)

## Clean To Kill (H/B or S/C)

Again, this one was voiced with an SG but it will also have dramatic effect with a single coil equipped guitar.

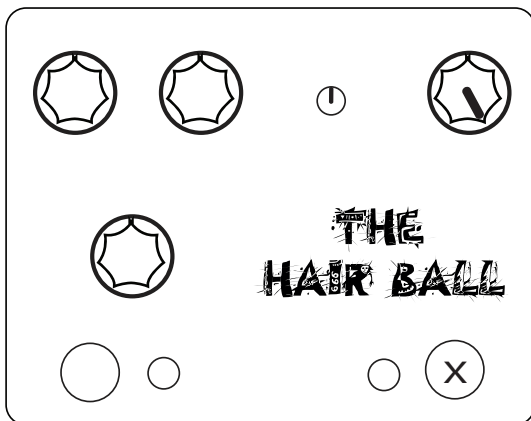
Rolling back your guitar's volume knob will clean up the sound significantly. Diming the same will render the rock! You want more? Go on, kick in the OD as well. Go on..!



## Face Off (H/B or S/C guitars)

Cranking the boost into a clean tube amp with the 'Full Range' toggle engaged will take you into fuzz-like territory. Basically, it's slamming the front end of your amp with a LOT more signal than it expects thus sending it into fuzz world. If you want less bottom end, flick the toggle into Treble Boost and enjoy the extra honk that will result. Using the Boost in the TB position should help you cut through on stage, too.

For extra mileage and smiles, try running it into an amp that's on the verge of break up. Bliss. :)



## Blue Grease (Neck p/up S/C)

Voiced with the neck pickup on a Strat clone, this setting will give you some extra girth and backbone. You can use your volume knob to clean it up a little or kick in the Boost (Treble or Full Range) to make it grind even more. Lots of fun!

