



Congratulations and thank you for purchasing a DVK Technologies pedal. We hope your new acquisition brings you many hours of enjoyment and use in the way it was intended – to make music!

A LITTLE HISTORY:

DVK Technologies was conceived and brought to reality largely to satisfy our own longings for certain sounds that were always available but never inexpensively or in a compact and functional form. This is why we concentrate on producing dual function pedals that give you a myriad of useful and fun (very important!) sounds that we hope will assist you in your creation of great music. The combination of these sounds and their accessible features on our pedals was also very important in the design process. We want to give you maximum control and flexibility while maintaining a small footprint so you still have plenty of room on those ever expanding pedal boards for your other toys (or more of ours!) The circuits are our own (based on several traditional circuits) and were designed from the ground up by 'The Doc.' As we've had to pack a lot into the cases there is no room for a battery but this also keeps all DVK Technology pedals a little greener; we don't want the landfills to be any fuller of little lead deposits than they already are.

THE SILVERTOP is a dual function pedal featuring our take on a classic overdrive and vibe. The circuits can be engaged separately or used together for some great modulated drive tones. Additionally, we have provided a toggle switch that lets you change the stacking order of these effects – overdrive before vibe or visa versa. Some people prefer their overdrive before their vibe and others prefer it after so we thought we might as well give you the option to use whatever configuration you prefer.

Our overdrive is based on the tried and true 'TS' type classic. However, we have tweaked it to our preference to offer you a wider tonal pallet. It can be used as an almost clean boost or medium crunch machine and everything in between. Of course, the amount of drive it generates will depend largely on the pickups in your guitar. For instance, low output single coil pickups will yield less distortion than high-output humbuckers.

Our vibe side has its roots based in the classic vibes of yore but we have modified the original considerably to enable it to be rate controlled via an expression pedal (another DVK bonus!) and also to fit it into the same case as our great OD, thereby offering you a highly useful combination in a small package. It wasn't easy and the months long process of perfecting the circuit nearly cost The Doc his sanity. In fact we think it did! He's crazy man, crazy... The vibe in the SilverTop has been specifically voiced for the SilverTop. You may be aware of the SilverTop's sister pedal, The GoldTop. The GoldTop's vibe has been specifically voiced for it, as well. While similar, both have been optimized to compliment their respective distortion circuits. Because The SilverTop features two circuits (overdrive and vibe) you can combine the two, in any order, at your whim. Doing so will avail you a huge array of sonic possibilities that stretches from Woodstock to Wollongong (Google it). You've just got to experiment and have fun!

CONTROLS

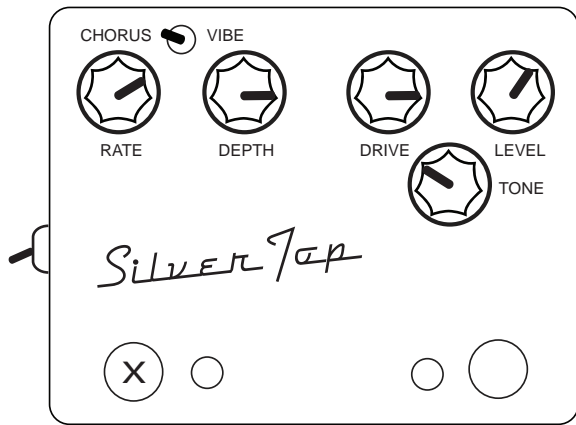
Rate: The Rate knob controls the rate/speed of the modulation in the vibe/chorus circuit. Turning it clockwise will make the rate faster.

Depth: The Depth knob lets you dial in the amount or 'depth' of the vibe/chorus effect. Rotating this knob further clockwise will make your effect sound thicker or more pronounced.

Chorus/Vibe toggle: This switch lets you choose between the chorus or vibe effects. Be aware that we aren't talking about the chorus sound you may be thinking of; this one has more to do with swishy psychedelia than 80's pop hits. ;)

Drive: The Drive knob lets you determine how much dirt or drive you want to add to your signal. In the fully anti-clockwise position it will be almost transparently clean. Winding it clockwise will increase the amount of drive or distortion.

Level: The Level knob controls the overall output of the overdrive circuit only.

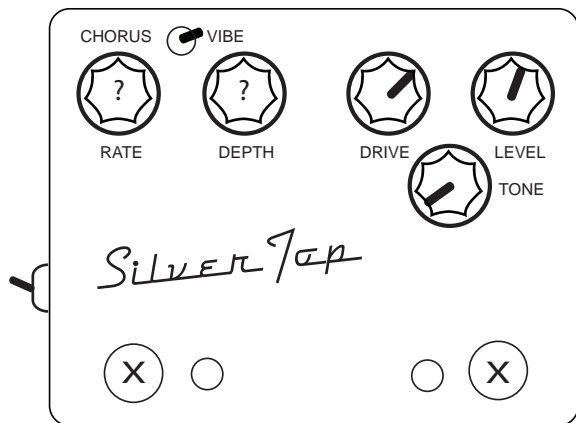
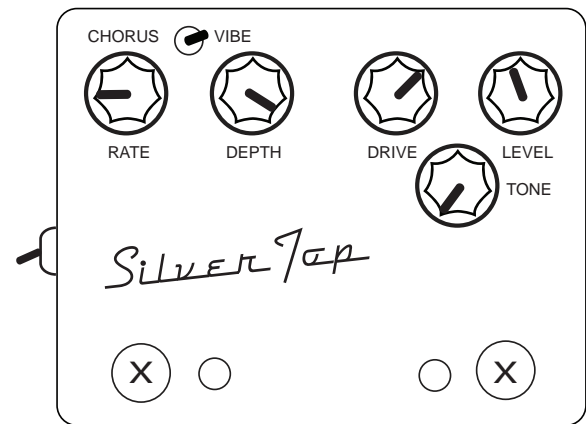


WOBBO-TREM

This setting will give you a tremolo-like wobble for some swampiness. Use an external expression to move the rate around if need be. Kick in the Overdrive for some extra oomph use your guitar's volume knob to clean it up and play the dynamic

SLOW RUSH

Back the rate of your Vibe off to get a slow throbbly swoosh and kick in the Overdrive for grind. Keeping the tone down low will give it some darkness.



NECK FREAK

Use your guitar's neck pickup on this one for some psyched blues licks. Bring the Vibe to take it to that other dimension..

BLUESVILLE

Cranking the Overdrive's Level and keeping the Drive and Tone down low will result in a nice loud but not too dirty bluesy tone. Ride your guitar's volume for even more dynamics and kick in the Vibe/Chorus to take it to another place.

